

TANVI FOODS (INDIA) PVT LTD.

Plot no 41, Srinivas Colony East, SR Nagar, Hyderabad-500038

Balance sheet as at 31st March 2012

(Amount in Rupees)

Particulars	Note No.	As at 31.3.2012	As at 31.3.2011
<b>I. EQUITY AND LIABILITIES</b>			
<b>1) Shareholders' funds</b>			
a) Share Capital	A	7,500,000	100,000
b) Reserves and Surplus	B	4,375,190	2,209,806
c) Money received against share warrants		-	-
<b>2) Share application money pending for allotment</b>		1,700,000	9,100,000
<b>3) Non - Current liabilities</b>			
a) Long - term borrowings	C	17,932,719	12,078,038.00
b) Deferred tax liabilities (Net)		398,408	398,408
c) Other Long term liabilities		-	-
d) Long term Provisions		-	-
<b>Current liabilities</b>			
a) Short - term borrowings		-	-
b) Trade payables	D	1,376,452	3,081,792
c) Other current liabilities	E	428,140	1,288,223
d) Short term Provisions	F	1,005,000	984,560
<b>Total</b>		<b>34,715,909</b>	<b>29,240,827</b>
<b>II. ASSETS</b>			
<b>Non-current Assets</b>			
<b>1) a) Fixed assets</b>	G	11,852,956	14,045,967
i) Tangible assets		-	-
ii) Intangible assets		-	-
iii) Capital Work -in-progress		-	-
iv) Intangible assets under development		-	-
b) Non-current Investments		-	-
c) Deferred Tax assets ( net)		36,810	-
d) Long term loans and advances		-	-
e) Other non-current assets		-	-
<b>2) Current assets</b>			
a) Current Investments		-	-
b) Inventories	H	9,761,587	3,583,713
c) Trade receivables	I	11,576,733	8,226,548
d) Cash and cash equivalents	J	634,869	913,094
e) Short-term loans and advances	K	837,954	2,471,505
f) Other current assets	L	15,000	-
<b>Total</b>		<b>34,715,909</b>	<b>29,240,827</b>

See accompanying notes forming part of the financial statements including other Notes to Accounts...

In terms of our report attached.

For P S Nagaraju & Co.

Chartered Accountants

(Firm Reg.No.011447S)

CA P S Nagaraju

Partner

Membership No.210269

Place : Hyderabad

Date : 01.09.2012

For and on behalf of the Board of Directors..

A.S. Babu

Director

Vasavi

A.Vasavi

Director



**TANVI FOODS (INDIA) PVT LTD.**  
**Plot no 41, Srinivas Colony East, SR Nagar, Hyderabad-500038**  
**Profit and Loss Account for the Year ended 31st March 2012**

(Amount in Rupees)

Particulars	Note No.	For the Year ended 31.3.2012	For the Year ended 31.3.2011
I. Revenue from Operations	M	107,112,938	82,079,703
II Other Income		5,976,887	5,479,934
III. <b>Total Revenue(I+II)</b>		<b>113,089,825</b>	<b>87,559,637</b>
IV. Expenses:			
<b>Cost of Materials Consumed;</b>			
i) Purchases of Stock -in-Trade	N	64,318,507	65,863,679
ii) Changes in Inventories of Finished goods, Work in Progress and Stock -in- Trade	H	(6,177,874)	(2,398,978)
Employee Benefits Expense	O	6,237,558	5,846,820
Finance Costs	P	1,976,584	177,718
Depreciation and Amortization Expense	G	2,193,011	2,807,382
Other Expenses	Q	41,408,465	12,259,926
<b>Total Expenses</b>		<b>109,956,251</b>	<b>84,556,547</b>
V. Profit/(Loss) Before Exceptional and Extraordinary items and tax		3,133,574	3,003,090
VI. Exceptional Items		-	-
VII. Profit/(Loss) Before Extraordinary items and tax (V-VI)		3,133,574	3,003,090
VIII. Extraordinary items		-	-
IX. Profit/(Loss) before tax (VII - VIII)		3,133,574	3,003,090
X. <b>Tax Expenses;</b>		968,190	
1) Current tax		1,005,000	984,560
2) Deferred tax		36,810	398,408
XI. Profit/(Loss) for the period from continuing operations (After Tax)		2,165,384	1,620,122
XII. Profit/(Loss) for the period from discontinuing operations (Before tax)		-	-
XIII. Tax Expense of discontinuing operations		-	-
XIV. Profit/(Loss) for the period from continuing operations (after Tax)		-	-
XV. Profit/(Loss) for the period		<b>2,165,384</b>	<b>1,620,122</b>
XVI. Earning per equity share:			
1) Basic		2.89	162.01
2) Diluted		-	-


*See accompanying notes forming part of the financial statements including other Notes to Accounts...*

In terms of our report attached.

**For P S Nagaraju & Co.**

Chartered Accountants

(Firm Reg.No.011447S)

*psnagaraju*  


**CA P S Nagaraju**

Partner

Membership No.210268

Place : Hyderabad

Date : 01.09.2012

*For and on behalf of the Board of Directors..*

*A.S. Babu*

A.Sarat chandra babu

**Director**

A.Vasavi

**Director**



**TANVI FOODS (INDIA) PVT LTD.**

Plot no 41, Srinivas Colony East, SR Nagar, Hyderabad-500038

*Notes forming part of Balance sheet:*

**A. Share Capital**

*i) Details relating to Authorised, Issued, Subscribed and Paid up capital:*

(Amount in RS.)

Particulars	As on 31.3.2012	As on 31.3.2011
<b>Authorised Share Capital;</b>		
10,000 Equity shares at Rs. 10 each (Previous year)		1,000,000
100,000 Equity shares at Rs. 10 each	10,000,000	
<b>Issued, Subscribed and Fully paid Shares;</b>		
10,000 Equity shares at Rs. 10 each (Previous year)	-	100,000
7,50,000 Equity shares at Rs. 10 each	7,500,000	-
<b>Total</b>	<b>7,500,000</b>	<b>100,000</b>

*ii) Reconciliation Statement:*

Particulars	No. of Shares
<b>Number of shares outstanding as on 01.04.2011</b>	10,000
<b>Add:</b> Additions to share capital on account of Fresh issue or bonus issue etc.,	740,000
<b>Ded:</b> Deductions from share capital on account of Shares bought back, redemption and etc.,	-
<b>Number of shares outstanding as on 31.3.2012</b>	<b>750,000</b>

*iii) Details of Share holders holding more than 5% shares in the company:*

Name of the share holder	No. of Shares	% of share holding
Sarat Chandra Babu	200,000	27
A.Sarada Devi	100,000	13
A.Vasavi	450,000	60
<b>Total</b>	<b>750,000</b>	<b>100</b>

**B. Reserves and Surplus**

(Amount in RS.)

Particulars	As on 01.04.2011	Additions	Deletions	As on 31.03.2012
Profit and Loss Account	2,209,806	2,165,384	-	4,375,190
<b>Total</b>	<b>2,209,806</b>	<b>2,165,384</b>	-	<b>4,375,190</b>

**C. Long-Term Borrowings**

(Amount in RS.)

Particulars	As on 31.3.2012	As on 31.3.2011
Cholamandalam DBS	143,622	366,972
Tata capital WCDL	9,997,000	4,000,000
Tata capital BL	1,415,299	-
Tata capital TL	1,367,023	2,275,000
Barklays	1,009,775	1,436,066
Unsecured loans	4,000,000	4,000,000
<b>Total</b>	<b>17,932,719</b>	<b>12,078,038</b>



**D. Trade Payables****(Amount in RS.)**

Particulars	As on 31.3.2012	As on 31.3.2011
Sundry Creditors for Purchases	1,376,452	3,081,792
<b>Total</b>	<b>1,376,452</b>	<b>3,081,792</b>

**E. Other Current Liabilities****(Amount in RS.)**

Particulars	As on 31.3.2012	As on 31.3.2011
Other current liabilities	428,140	1,288,223
<b>Total</b>	<b>428,140</b>	<b>1,288,223</b>

**F. Short Term Provisions**

Particulars	As on 31.3.2012	As on 31.3.2011
Provision IT 2010-11	1,005,000	984,560
<b>Total</b>	<b>1,005,000</b>	<b>984,560</b>

**H. Changes in Inventories of Finished goods, Work in Progress and Stock in Trade****(Amount in RS.)**

Particulars	As on 31.3.2012	As on 31.3.2011
i) Inventories at the end of the year:	9,761,587	3,583,713
ii) Inventories at the beginning of the year:	3,583,713	1,184,735
<b>iii) Net (Increase)/Decrease</b>	<b>(6,177,874)</b>	<b>(2,398,978)</b>

**I. Trade Receivables**

Particulars	As on 31.3.2012	As on 31.3.2011
Trade Receivables	11,576,733	8,226,548
<b>Total</b>	<b>11,576,733</b>	<b>8,226,548</b>

**J. Cash and Cash Equivalents****(Amount in RS.)**

Particulars	As on 31.3.2012	As on 31.3.2011
Cash in Hand	627,010	615,251
Balances in Current Accounts with Scheduled Banks	7,859	297,843
<b>Total</b>	<b>634,869</b>	<b>913,094</b>

**K. Loans and Advances****(Amount in RS.)**

Particulars	As on 31.3.2012	As on 31.3.2011
Sales tax Deposits	-	15,000
Deposit with cineplanat	-	100000
Rent deposits	-	1,268,000
<b>Others;</b>	<b>837,954</b>	<b>1088505</b>
<b>Total</b>	<b>837,954</b>	<b>2,471,505</b>



L. Other Current Assets		(Amount in RS.)	
Particulars	As on 31.3.2012	As on 31.3.2011	
Deposits recoverable	15,000	-	
<b>Total</b>	<b>15,000</b>	<b>-</b>	

M. Revenue from Operations		(Amount in RS.)	
Particulars	As on 31.3.2012	As on 31.3.2011	
<i>Sale of Products;</i>			
Food Items	107,112,938	82,079,703	
<b>Total</b>	<b>107,112,938</b>	<b>82,079,703</b>	

N. Purchase of Materials		(Amount in RS.)	
Particulars	As on 31.3.2012	As on 31.3.2011	
Purchase of Materials	64,318,507	65,863,679	
<b>Total</b>	<b>64,318,507</b>	<b>65,863,679</b>	

O. Employee Benefit Expenses		(Amount in RS.)	
Particulars	As on 31.3.2012	As on 31.3.2011	
Salaries and Wages	6,237,558	5,846,820	
<b>Total</b>	<b>6,237,558</b>	<b>5,846,820</b>	

P. Interest & Finance charges		(Amount in RS.)	
Particulars	As on 31.3.2012	As on 31.3.2011	
Int & finance charges	1,976,584	177,718	
<b>Total</b>	<b>1,976,584</b>	<b>177,718</b>	

Q. Other Expenses		(Amount in RS.)	
Particulars	As on 31.3.2012	As on 31.3.2011	
Administrative Expenses	5,987,235	5,777,732	
Rent	3,504,000	3,429,685	
Others	28,729,267		
Directors remuneration	1,500,000	1,500,000	
Electricity charges	1,687,963	1,548,509	
Miscellaneous Expenses	-	4,000	
<b>Total</b>	<b>41,408,465</b>	<b>12,259,926</b>	



**TANVI FOODS (INDIA) PVT LTD.**  
**Plot no 41,Srinivas Colony East,SR Nagar,Hyderabad-500038**


**DEPRECIATION SCHEDULE**

**Annexure I : Depreciation on Fixed Assets**

**(Amount in Rs.)**

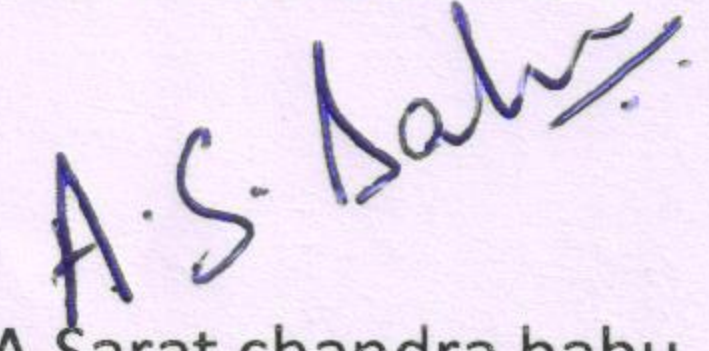
Asset	Rate	WDV as on 01.04.2011	>182 days	< 182 days	Total	Amount of Depreciation	WDV as on 31.03.2012
Computers	60%	251,848	-	-	251,848	151,109	100,739
Plant & Machinery, Ve	15%	12,237,819	-	-	12,237,819	1,835,673	10,402,146
Furniture & Fixtures	10%	871,024	-	-	871,024	87,102	783,922
<b>TOTAL</b>		<b>13,360,691</b>	-	-	<b>13,360,691</b>	<b>2,073,884</b>	<b>11,286,807</b>

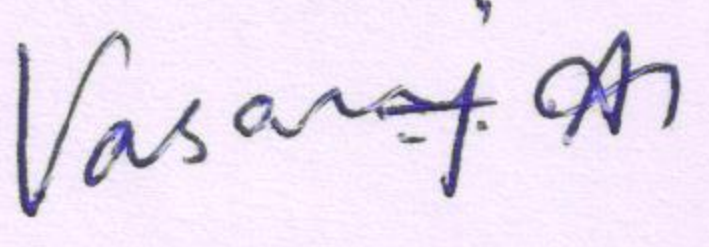
**For P.S. NAGARAJU & Co.,**  
Chartered Accountants  
(Firm Reg.No.011447S)

  
**P.S. NAGARAJU**  
Proprietor  
Membership No:210268

Place : Hyderabad  
Date :01.09.2012

**For and on behalf of the Board of Directors..**

  
A.Sarat chandra babu  
Director

  
A.Vasavi  
Director



**TANVI FOODS (INDIA) PVT LTD.**  
Plot no 41,Srinivas Colony East,SR Nagar,Hyderabad-500038

**SCHEDULE:G FIXED ASSETS & DEPRECIATION**

PARTICULARS	Dep. %	Gross Block				Depreciation				Amount in (Rs.)	
		As at 1.4.2011	Additions	Deletions	As at 31.03.2012	Up to 1.4.2011	For the Year	Deletion	Up to 31.03.2012	Net Block	
										As at 1.4.2012	As at 31.12.2011
Computeres	40	870,314	-	-	870,314	388,629	192,674	-	581,303	481,685	289,011
Furniture & Fixtures	18.10	1,021,011	-	-	1,021,011	262,614	137,270	-	399,884	758,397	621,127
Vehicles	25.89	1,045,000	-	-	1,045,000	362,464	176,709	-	539,173	682,536	505,827
Plant & Machinery	13.91	15,302,217	-	-	15,302,217	3,178,868	1,686,358	-	4,865,226	12,123,349	10,436,991
<b>TOTAL</b>		<b>18,238,542</b>	<b>-</b>	<b>-</b>	<b>18,238,542</b>	<b>4,192,575</b>	<b>2,193,011</b>	<b>-</b>	<b>6,385,586</b>	<b>14,045,967</b>	<b>11,852,956</b>

In terms of our report attached.

**For P S Nagaraju & Co.**  
Chartered Accountants  
(Firm Reg.No.011447S)

**CA P S Nagaraju**  
Partner  
Membership No.210268



Place : Hyderabad  
Date : 01.9.2012

For and on behalf of the Board of Directors..

*A.S. Babu*  
A.Sarat chandra babu  
Director

*Vasavi*  
A.Vasavi  
Director